

This module provides 3.3V/120A output with 90% efficiency is designed for data communication, computer servers, enterprise networking equipment and other applications that use a 48V (36-75V) input bus.

- High efficiency 91% @ 3.3V/100A
..... 90% @ 3.3V/120A
- High useable current (with 5.0mm Sink-Plate)
..... 3.3V/90A at 70°C 300LFM
..... 3.3V/75A at 70°C 200LFM
- High power density 159W/in³
- Low profile (1.0mm metal plate) 0.43" (10.9mm)
- Open frame with Sink-plate options

PRELIMINARY DATA SHEET

Part Number *	Maximum Input	Maximum Output	Efficiency
UH48120ABCD-EF	36V~75V	543W	12V/42A 504W 92%
UH48050ABCD-EF	36V~75V	543W	5.0V/100A 500W 91%
UH48033ABCD-EF	36V~75V	435W	3.3V/120A 396W 90%

Part Number *	Input	Output	Efficiency

* Options for **UH48033ABCD-EF** are as follows:
A (Enable Logic): **P**: Positive **N**: Negative
B (Pin Dimension): **0**: 0.12" **1**: 0.16" **2**: 0.20" **3**: 0.24"
C (Standoff Height): **0**: 0.02" **1**: 0.08" **2**: 0.16"
D (Base-Plate/Module Thickness): **M**: 1.0mm Metal Plate/0.43" **A**: 3.0mm Sink-Plate/0.51" **B**: 5.0mm Sink-Plate/0.59"
EF (Output): **00** to **C0** for output current rating
 Example: **UH48033N20B-C0** is an "Ultra" series half brick size 48V to 3.3V/120A dc/dc converter with options of negative control logic and 0.20" pin length, 0.02" standoff and 5.0 mm Sink-Plate. The total height is 0.02"+0.59"=0.61".

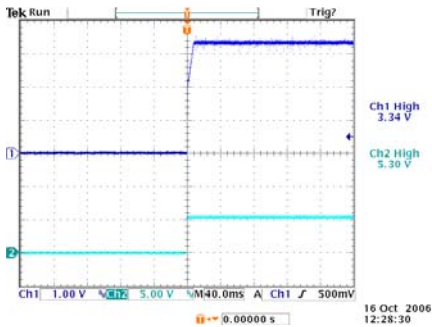
ABSOLUTE MAXIMUM RATINGS		
Temperature	Operation	-40°C to +110°C
	Storage	-55°C to +125°C
Input Voltage Range	Operation:	24V Models -0.5V to +40Vdc
		48V Models -0.5V to +80Vdc
	Transient (100mS):	24V Models 50V Maximum
		48V Models 100V Maximum
Isolation Voltage	Input to Output	2.0KV Minimum
	Input to Case	1.0KV Minimum
	Output to Case	1.0KV Minimum
Remote Control Voltage		-0.5V to +12Vdc

INPUT SPECIFICATIONS		
Operation Voltage Range	24V Models	+18V to +36Vdc
	48V Models	+36V to +75Vdc
Reflected Ripple Current	L _{EXT} = 10uH	20mA Max
Power ON Voltage Ranges	24V Models	+17.5V to +17.9Vdc
	48V Models	+35.0V to +35.8Vdc
Power OFF Voltage Ranges	24V Models	+17.0V to +17.4Vdc
	48V Models	+34.0V to +34.8Vdc
Off State Input Current	V _{NOM}	6mA Max
Latch-State Input Current	V _{NOM}	8mA Max
Input Capacitance	24V Models	33.0uF Max
	48V Models	13.2uF Max

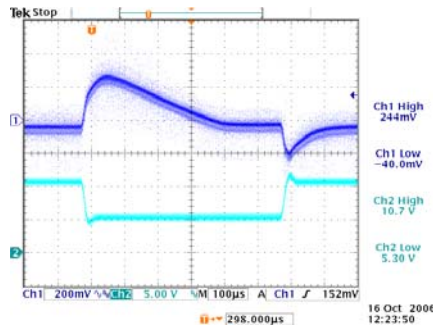
GENERAL SPECIFICATIONS		
Conversion Efficiency	Typical	See table
Switching Frequency	Typical	300KHz
MTBF	Bellcore	1.10x10 ⁶ hrs @GB.
OTP	Internal	110°C±5°C
Weight		3.0 oz
Size		2.43"x2.40"x0.43"

OUTPUT SPECIFICATIONS		
Voltage Accuracy	Typical	±1%
Line Regulation	Full Input Range	±0.2%
Load Regulation	10%~100%	±0.2%
Temperature Drift	-40°C ~100°C	±0.02%/°C
Output Tolerance Band	All Conditions	±3%
Ripple & Noise (20MHz)	Peak-Peak (RMS)	3% (1%) V _O
Over Voltage Protection	V _{NOM} , 10% Load	115~130 %V _O
Output Current Limits	V _{NOM}	105%~125%
Voltage Trim	V _{NOM} , 10% Load	±10%
Input Ripple Rejection (<1KHz)	V _{NOM} , Full Load	-50dB
Step Load (2.5A/uS)	50%~75% Load	±6%V _O /500uS
Start-Up Delay Time	V _{NOM} , Full Load	20mS/250mS

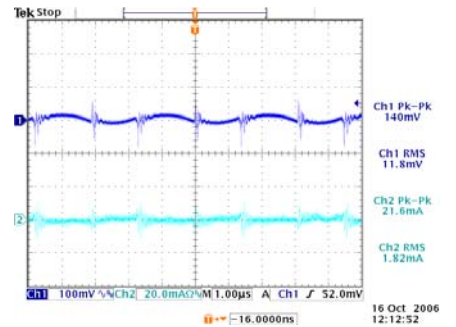
CONTROL FUNCTIONS		
Remote Control	Logic High	+3.0V to +6.5V
	Logic Low	0V to +1.0V
Input Current of Remote Control Pin		-0.5mA ~ +1.5mA



Start-Up Waveform
(VIN: 50V, Load: 120A)



Transient Response
(VIN: 50V, Load: 60.0A/30.0A@2.5A/μs)



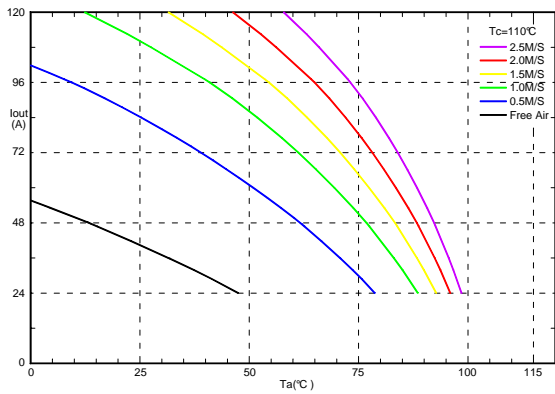
Output Ripple/Noise and Input Ripple Current
(VIN: 50V, Load: 120A, LIN=10uH)

To be provide in next version

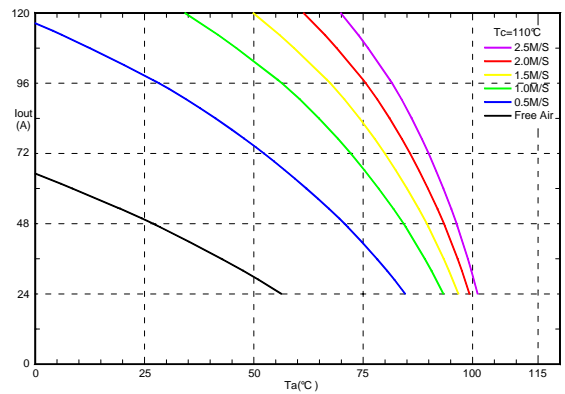
To be provide in next version

Thermal Plot with 55°C-200LFM Airflow at +Vi/+Vo Direction

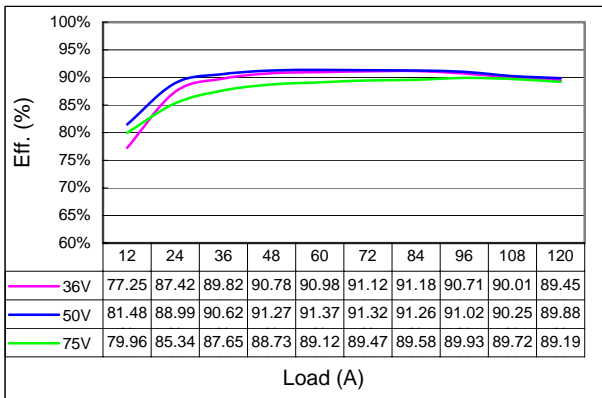
Thermal Plot with 55°C-200LFM Airflow at +Vi/-Vi Direction



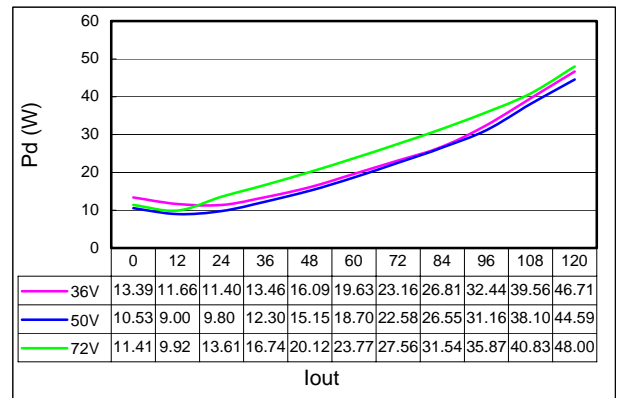
Derating Plot With 3.0mm Sink-Plate



Derating Plot With 5.0mm Sink-Plate



Efficiency Plot



Power Loss Plot

Important Note: General specifications and the performances referring to standard series only, no special customer specification display here except requested items.