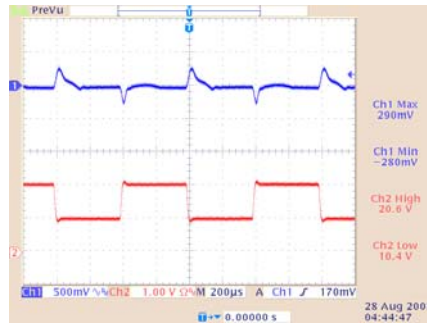
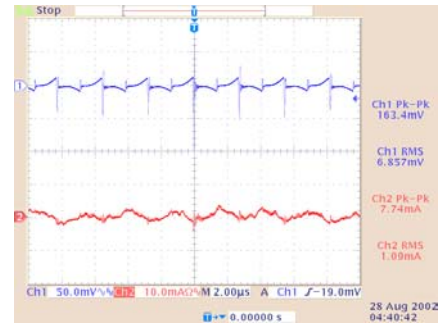


Start-Up Waveform
(V_{IN} : 50V, Load: 40A)



Transient Response
(V_{IN} : 50V, Load: 20.0A/10.0A@2.5A/ μ S)

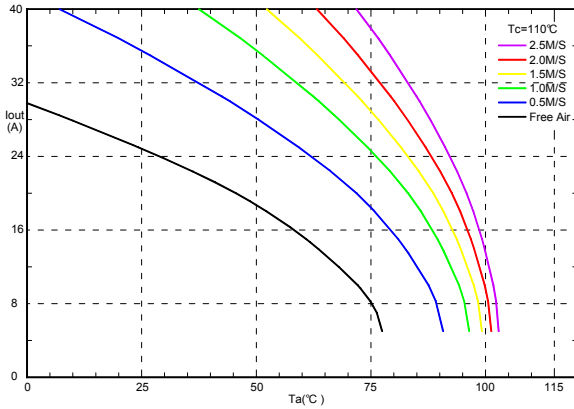


Output Ripple/Noise and Input Ripple Current
(V_{IN} : 50V, Load: 40A, L_{IN} =10uH)

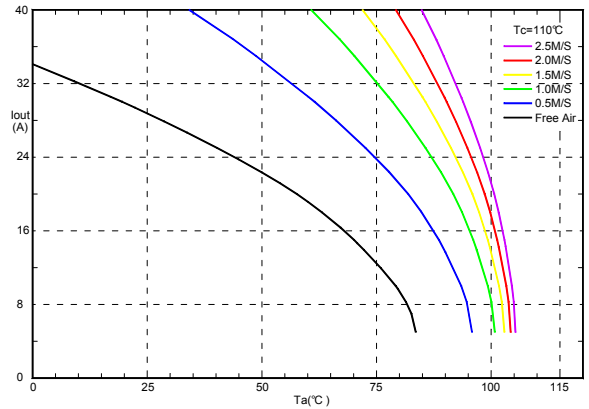
To be provide in next version

To be provide in next version

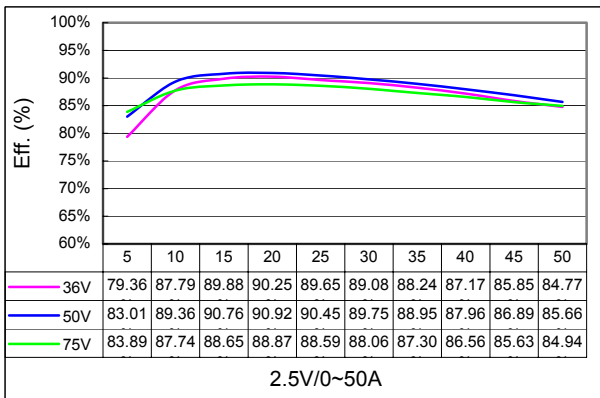
Thermal Plot with 55°C-200LFM Airflow (Direction: N to S)



Thermal Plot with 55°C-200LFM Airflow (Direction: E to W)

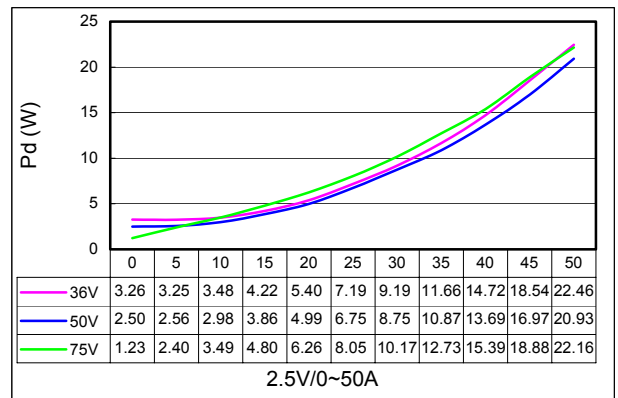


Derating Plot with 1.0mm Metal Plate
(The cooling effect of test PCB was canceled)



Efficiency Plot

Derating Plot with 3.0mm Sink Plate
(The cooling effect of test PCB was canceled)



Power Loss Plot